

Research Productivity of Canadian Business Schools



University
of Victoria

Peter B. Gustavson
School of Business

*The world looks
different from here.*

For Discussion at CFBSD Meeting
Toronto, 7 December 2010



Ali Dastmalchian
Gustavson School of Business @ UVic



University
of Victoria

Peter B. Gustavson
School of Business

*The world looks
different from here.*

Purposes of Project

1. To compare research productivity across business schools in Canada.
2. To assess whether the business research landscape has changed since data was collected more than 10 years ago (Beamish, 2000)
3. Additionally, to use the results to measure one of Gustavson School's aims (to be the best small-sized research business school in Canada)



University
of Victoria

Peter B. Gustavson
School of Business

*The world looks
different from here.*

Process

- Schools were contacted in late summer/fall 2010 and invited to participate
- Scope: Initially the 20 schools with either AACSB or EQUIS accreditation (a few other schools were also contacted and have provided data)
- The hope is to collect data from as many schools as possible...



Process

- Schools were asked to provide:
 - a list of the school's peer reviewed journal publications from 2005-2009
 - their faculty FTE for 2005-2009



University
of Victoria

Peter B. Gustavson
School of Business

*The world looks
different from here.*

Hiccups

- A few schools opted not to participate or just didn't respond
- Some schools reported incomplete data
- Issues with consistency in defining FTE
 - to standardize, we opted to use the number that schools report to AACSB in their annual Business School Questionnaire (BSQ), where possible
 - When not available, we used (1) FTE reported to us by the school, or (2) FTE listed on web site, or (3) FTE from the nearest year we did know for that school



*The world looks
different from here.*

Data – small schools

	<u>Data collected?</u>	<u>FTE</u> <u>(2009)</u>	<u>EQUIS</u>	<u>AACSB</u>
<u>0-79 FTE</u>				
Carleton	yes	64		
Dalhousie	limited	37		Yes
Laurentian	yes	22		
Manitoba	limited	75		Yes
McMaster	not participating	72		Yes
Ottawa	yes	68	Yes	Yes
Saskatchewan	yes	32		
UVic	yes	38	Yes	



University
of Victoria

Peter B. Gustavson
School of Business

*The world looks
different from here.*

Data – medium-sized schools

	<u>Data collected?</u>	<u>FTE</u> <u>(2009)</u>	<u>EQUIS</u>	<u>AACSB</u>
<u>80-139 FTE</u>				
Brock	yes	111		Yes
Calgary	yes	80		Yes
Laval	yes	121	Yes	Yes
Memorial	yes	104		Yes
Queen's	yes	94	Yes	Yes
Simon Fraser	yes	118	Yes	Yes
St. Mary's	no reply	86		Yes
UBC	yes	121	Yes	Yes
W. Ontario	yes	93	Yes	



University
of Victoria

Peter B. Gustavson
School of Business

*The world looks
different from here.*

Data – large schools

	<u>Data collected?</u>	<u>FTE</u> <u>(2009)</u>	<u>EQUIS</u>	<u>AACSB</u>
<u>140 + FTE</u>				
Alberta	yes	184		Yes
Concordia	yes	208		Yes
HEC	yes	331	Yes	Yes
Toronto	no reply	196		Yes
UQAM	limited	240	Yes	
Wilfred Laurier	yes	149		Yes



University
of Victoria

Peter B. Gustavson
School of Business

*The world looks
different from here.*

Results

- In collecting this data, we are able to make:
 - Comparisons among Canadian Biz Schools
 - Comparisons among size groupings
 - Comparisons among schools with AACSB and/or EQUIS accreditation
 - Comparisons using FT40 (and FT45?) publication rates and/or total journal publication rates



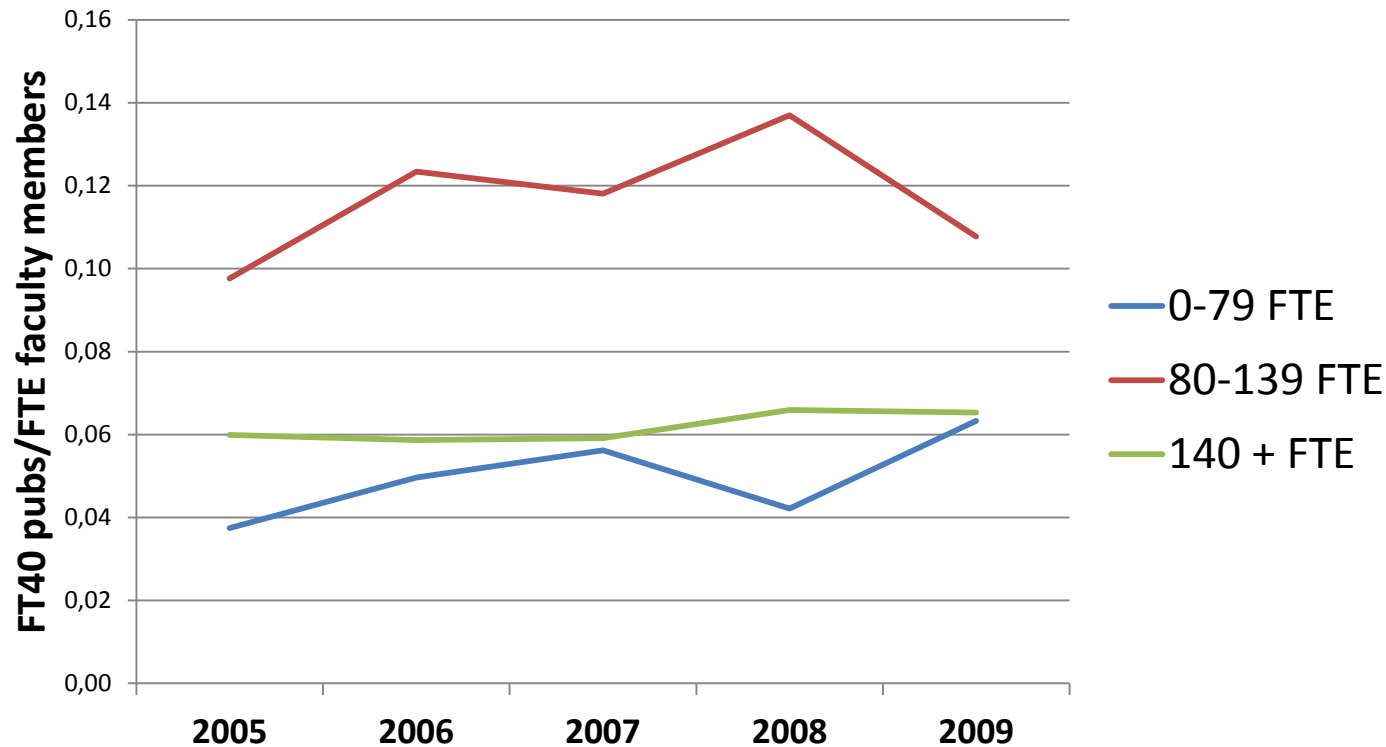
University
of Victoria

Peter B. Gustavson
School of Business

*The world looks
different from here.*

Results – sorted by school size

FT40 pubs/FT faculty, averaged by school grouping





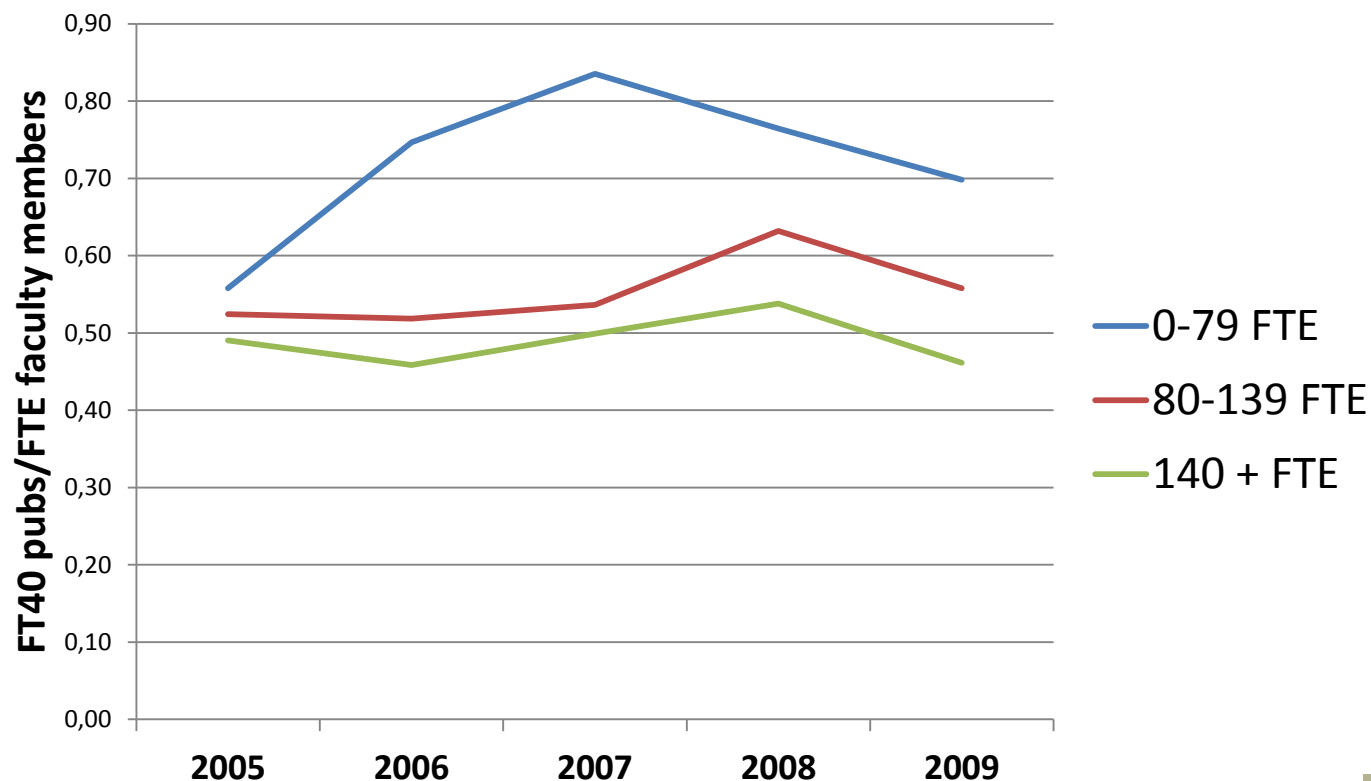
University
of Victoria

Peter B. Gustavson
School of Business

*The world looks
different from here.*

Results – sorted by school size

Total pubs/FT faculty, averaged by school grouping





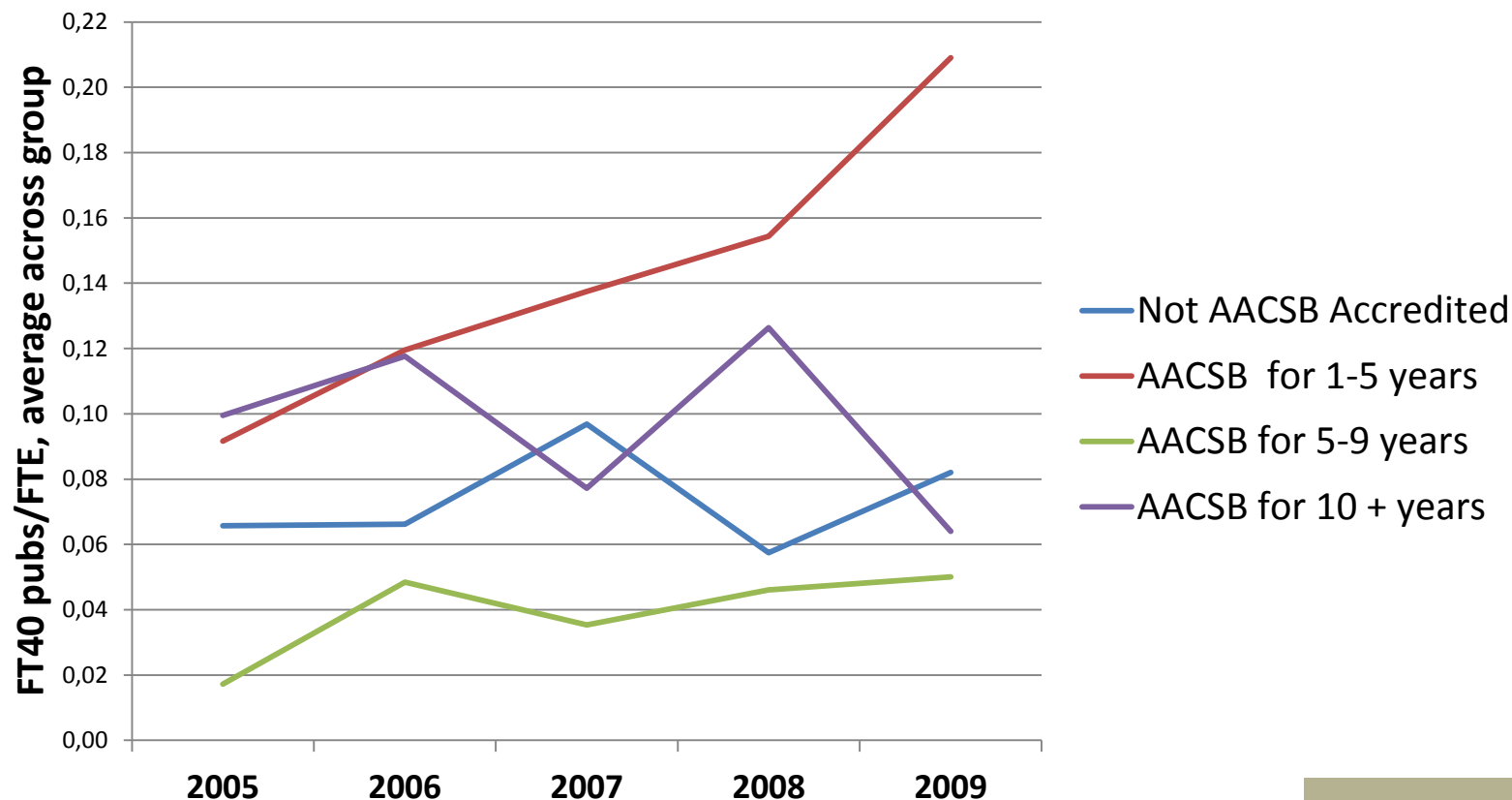
University
of Victoria

Peter B. Gustavson
School of Business

*The world looks
different from here.*

Results – sorted by AACSB status

FT40 output by years accredited with AACSB





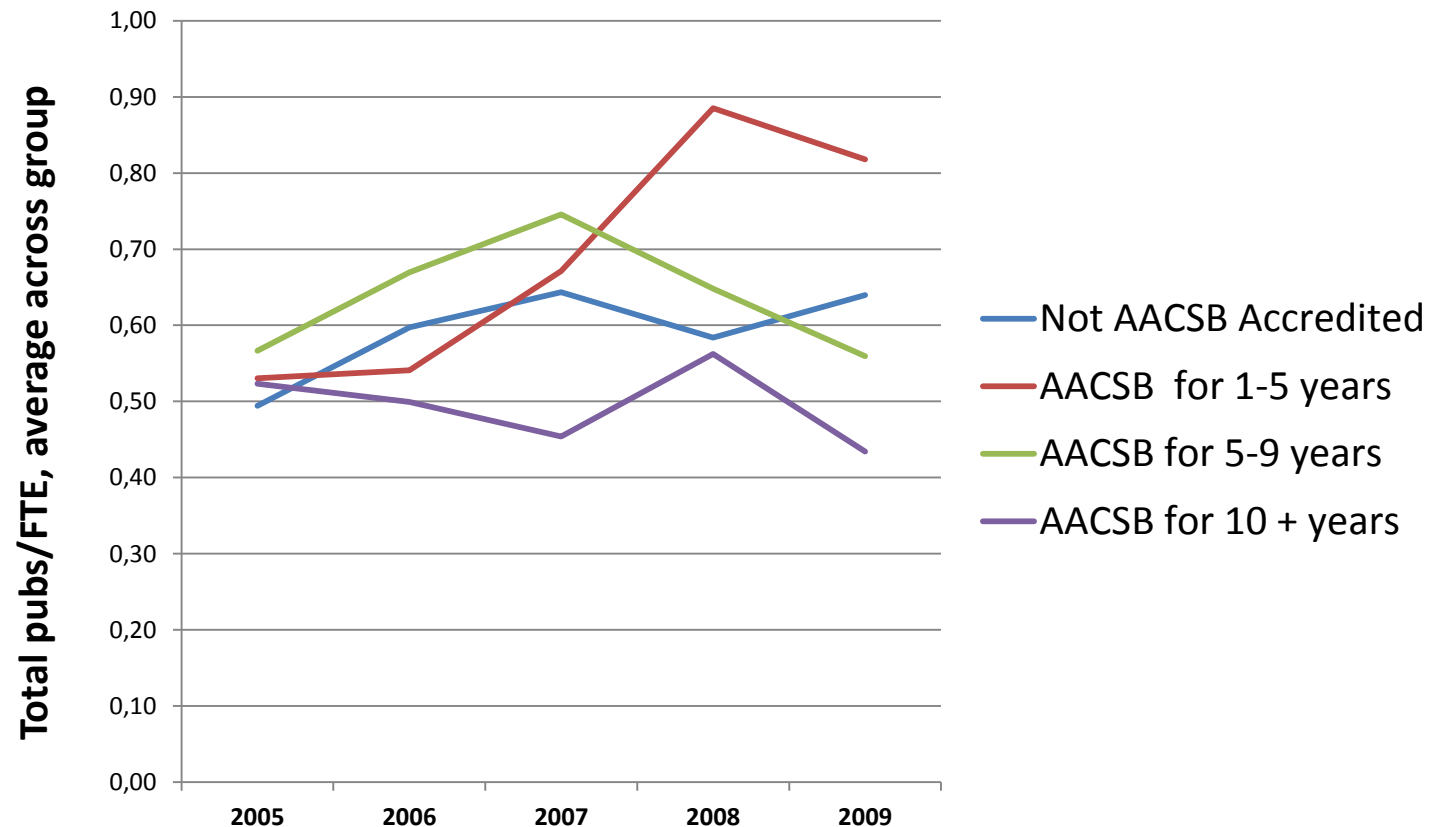
University
of Victoria

Peter B. Gustavson
School of Business

*The world looks
different from here.*

Results – sorted by AACSB status

Total output by years accredited





University
of Victoria

Peter B. Gustavson
School of Business

*The world looks
different from here.*

Conclusion

- We will be working with this data further
- The more complete our data is, the more informative the results – please consider participating
- Contact us at Gustavson School of Business to update or complete your data
- If there is interest, we may consider collecting this information annually

Schools for Which we have no Data Yet....



University
of Victoria
Business

*The world looks
different from here.*

From Beamish's List:

1. McGill
2. Waterloo
3. York
4. Lethbridge
5. UPEI
6. Guelph
7. UNB (2)
8. St. Fr. Xavier
9. Acadia
10. Sherbrooke
11. Regina
12. Windsor

Other:

13. Trent
14. RRU
15. U of F.V.
16. TRU
17. UOIT
18. TWU
19. Nipissing
20. Kwantlen
21. Moncton
22. UNBC
23. Bishop's

What is required?



University
of Victoria
Business

*The world looks
different from here.*

- Schools are asked to provide:
 - a list of the school's peer reviewed journal publications from 2005-2009
 - their faculty FTE for 2005-2009



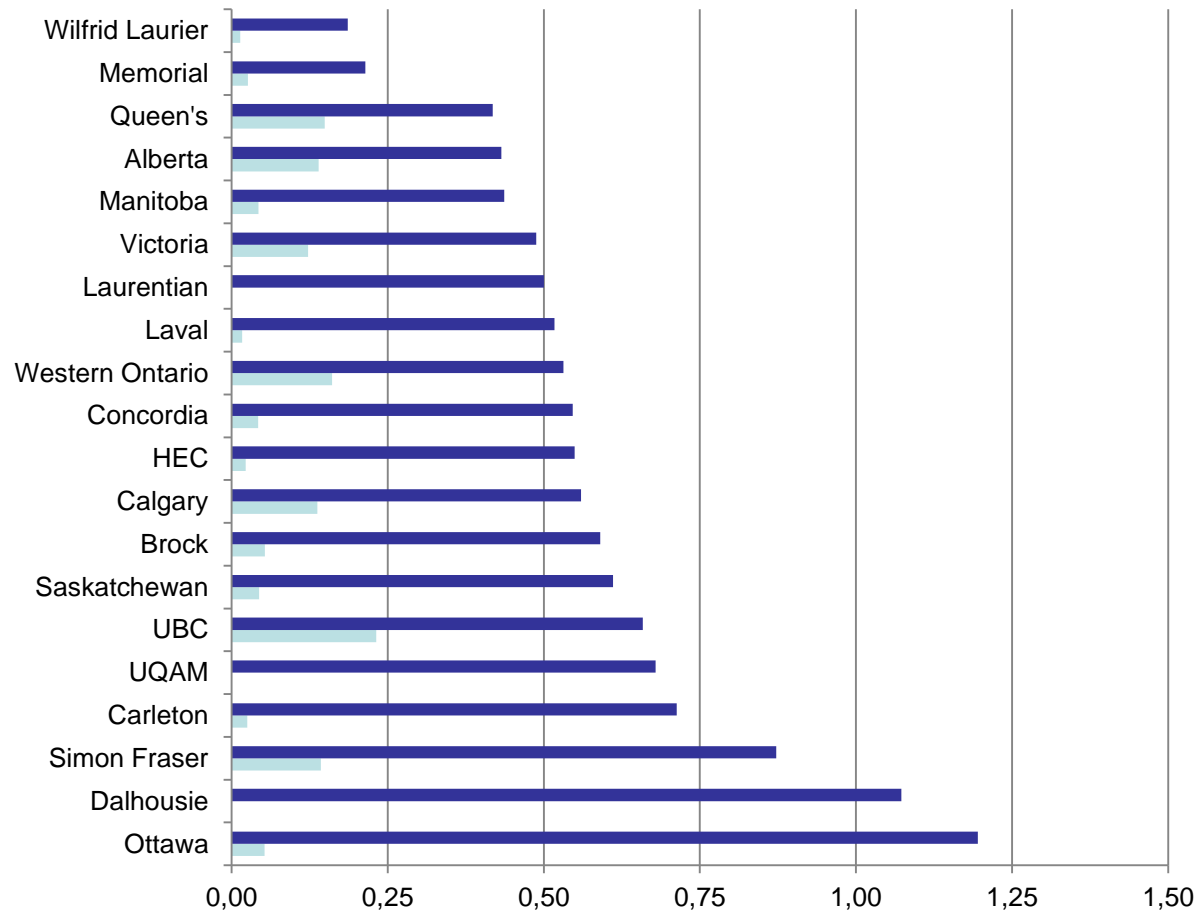
University
of Victoria
Business

*The world looks
different from here.*

Thank you!



Publications per FT Faculty 2005-2009



■ Avg. total pubs/faculty member per year, 2005-09

■ Avg. FT40/faculty member per year, 2005-09

