

Research Productivity Across Canadian Business Schools: Update for 2010 - 2014

Ali Dastmalchian

Beedie School of Business, SFU

Roy Suddaby and Sue Bengtson

Gustavson School of Business, UVic

CFBSD Annual Deans Meeting
Halifax, October 25, 2016

Background

- To compare research productivity across business schools in Canada
- To assess the research landscape changes over time
 - 1990-2000 (Beamish, 2000)
 - 2005-2009 (Dastmalchian & Karim, 2011/12; Zietsma, Dastmalchian and Tehranchi, 2012)
- To use the data/results towards individual school's goals and strategies
- To provide the collective (CFBSD) with the data and knowledge for furthering the goals of business education and research in Canada



**University
of Victoria**

Peter B. Gustavson
School of Business

*The world looks
different from here.*

Research Productivity of Globally Accredited Canadian Business Schools

2005-2009:

An FT40 Publications Report by the Gustavson
School Business@UVic

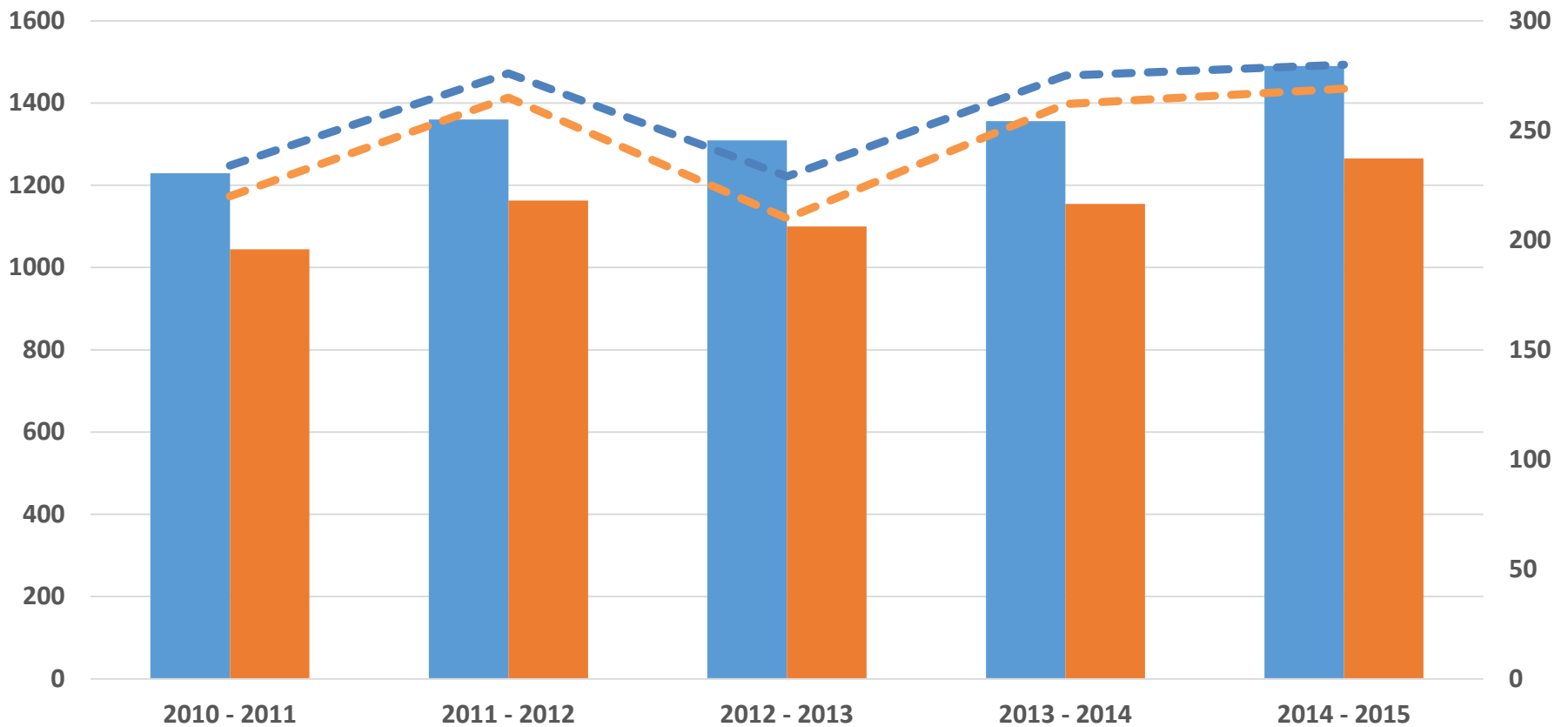
Ali Dastmalchian and Susan Karim
Gustavson School of Business
University of Victoria

Originally produced June 2011
Revised August 2012

Data Collection Process

- Identified lists of faculty from each business school website
- Querying Web of Science (WoS), the research productivity of each faculty member was retrieved and collated from 2010 - 2014
- Research productivity data included: number of PRJ articles indexed on WoS and citations generated and number of FT45 articles indexed on WoS and citations generated
- CFBSD supplied faculty data (via AACSB) for 2010 – 2014 for following: Professors; Associate Professors; Assistant Professors, and Instructors
- Web of Science data collection took place from May – November 2015
- This is a very much of a work in progress--an early sharing opportunity...

Aggregate research output from business schools: total number of PRJ articles indexed & FT45 articles indexed on Web of Science



■ # PRJ articles - all schools
 ■ # PRJ articles - accredited schools
 - - - # FT45 articles - all schools
 - - - # FT45 articles - accredited schools

24 schools in Canada with one or more accreditation (AACSB/AMBA/EQUIS)

U of Alberta	Memorial University of Newfoundland, Faculty of Business Administration
UBC, Sauder School of Business	U of Ottawa, Telfer School of Management
Brock U, Goodman School of Business	Queen's University, Smith School of Business
U of Calgary, Haskayne School of Business	Ryerson University, Ted Rogers School of Management
Carleton University, Eric Sprott School of Business	Saint Mary's University, Sobey School of Business
Concordia University, John Molson School of Business	Schulich School of Business, York U
Dalhousie University, Rowe School of Business	Simon Fraser University, Beedie School of Business
HEC Montreal	U Toronto, Joseph L. Rotman School of Management
Ivey Business School	Université Laval, Faculte des sciences de l'Admin
U of Manitoba, I. H. Asper School of Business	U of Victoria, Peter B. Gustavson School of Business
McGill University, Desautels Faculty of Management	Wilfrid Laurier University, School of Business & Economics
McMaster University, DeGroote School of Business	U of Windsor, Odette School of Business

Faculty size data was supplied for 48 Canadian Business Schools

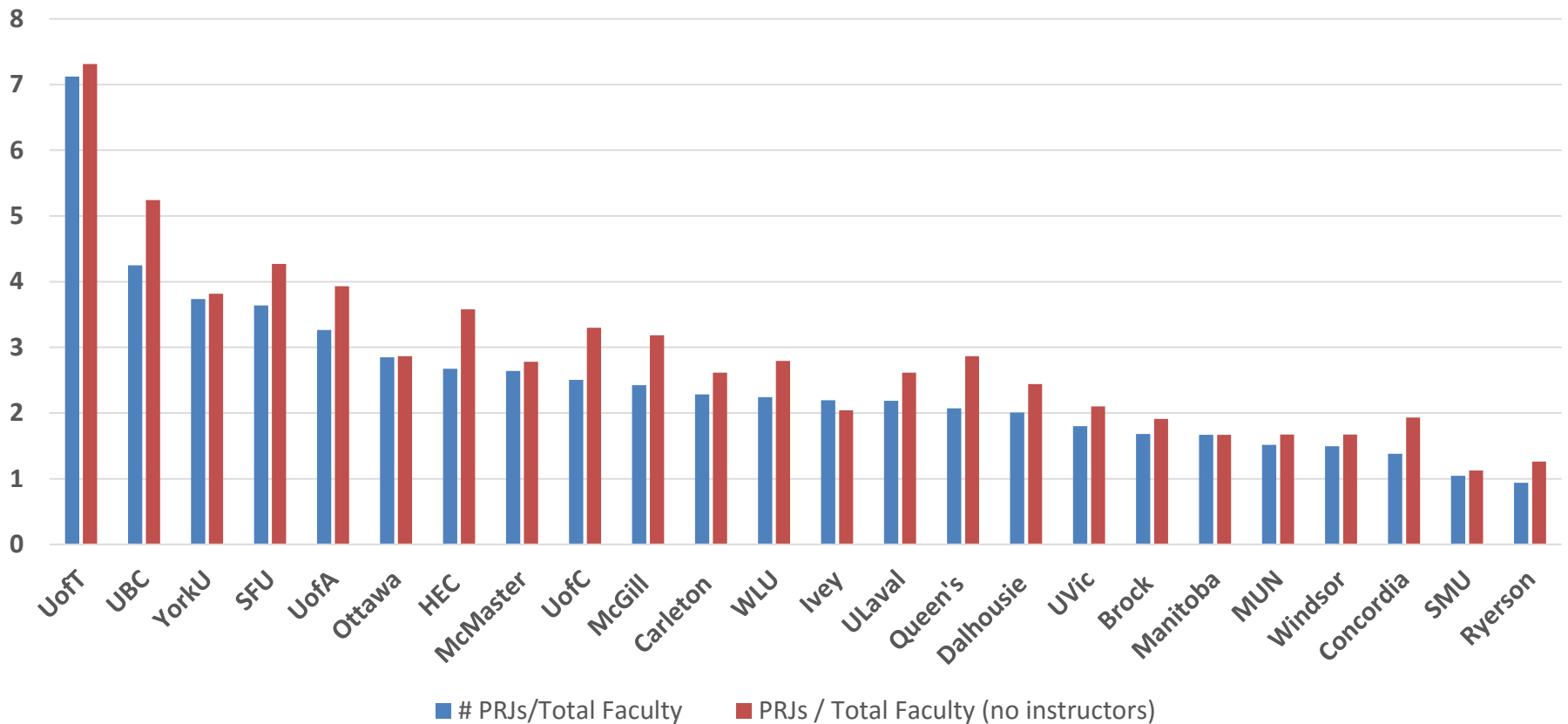
Alberta, University of, School of Business	HEC Montreal	New Brunswick (Saint John), University of, Faculty of Business	Simon Fraser University, Beedie School of Business
Athabasca U, Faculty of Business	Ivey Business School	New Brunswick, University of, Faculty of Business Administration	St. Francis Xavier University
Bishop's University	Kwantlen Polytechnic University	Northern British Columbia, University of, College of Science and Management	Thompson Rivers University, School of Business
British Columbia, University of, Sauder School of Business	Laurentian University, Faculty of Management	Ottawa, University of, Telfer School of Management	Toronto, University of, Joseph L. Rotman School of Management
Brock University, Goodman School of Business	Lethbridge, University of, Faculty of Management	Prince Edward Island, University of	Université Laval, Faculte des sciences de l'Admin
Calgary, University of, Haskayne School of Business	MacEwan University, School of Business	Quebec at Montreal, University of, ESG, UQAM School of Business	University of Ontario Institute of Technology (UOIT), Faculty of Business and Information Technology
Cape Breton, University of, Department of Organizational Management	Manitoba, University of, I. H. Asper School of Business	Queen's University, Smith School of Business	University of Regina, Faculty of Business Administration
Carleton University, Eric Sprott School of Business	McGill University, Desautels Faculty of Management	Royal Roads University, Faculty of Management	University of Waterloo, School of Accounting and Finance
Concordia University, John Molson School of Business	McMaster University, DeGroote School of Business	Ryerson University, Ted Rogers School of Management	University of Winnipeg, Faculty of Business and Economics
Dalhousie University, Faculty of Management	Memorial University of Newfoundland, Faculty of Business Administration	Saint Mary's University, Sobey School of Business	Victoria, University of, Peter B. Gustavson School of Business
Fraser Valley, University of the, School of Business	Mount Allison University	Saskatchewan, University of, College of Commerce	Wilfrid Laurier University, School of Business & Economics
Guelph, University of, College of Management and Economics	Mount Royal University, Bissett School of Business	Schulich School of Business, YorkU	Windsor, University of, Odette School of Business

FT45 articles as a percentage of all school's articles 2010 - 2014

Business School	%
Queen's University, Smith School of Business	35.87%
Alberta, University of, School of Business	35.74%
British Columbia, University of, Sauder School of Business	35.10%
McGill University, Desautels Faculty of Management	34.04%
Ivey Business School	33.60%
Schulich School of Business, York University	33.04%
Toronto, University of, Joseph L. Rotman School of Management	31.54%
Calgary, University of, Haskayne School of Business	21.28%
Victoria, University of, Peter B. Gustavson School of Business	21.13%
Simon Fraser University, Beedie School of Business	20.00%
Brock University, Goodman School of Business	16.33%
Concordia University, John Molson School of Business	13.24%

Business School	%
Windsor, University of, Odette School of Business	13.10%
McMaster University, DeGroote School of Business	12.36%
Université Laval, Faculte des sciences de l'Admin	10.74%
Memorial University of Newfoundland, Fac of Bus Admin	10.53%
Manitoba, University of, I. H. Asper School of Business	10.00%
HEC Montreal	9.38%
Wilfrid Laurier University, School of Business & Economics	9.09%
Carleton University, Eric Sprott School of Business	7.44%
Ryerson University, Ted Rogers School of Management	7.41%
Ottawa, University of, Telfer School of Management	7.27%
Dalhousie University, Faculty of Management	6.60%
Saint Mary's University, Sobey School of Business	6.41%

Total number of PRJ articles indexed on WoS for each business school 2010-14 divided by size of faculty

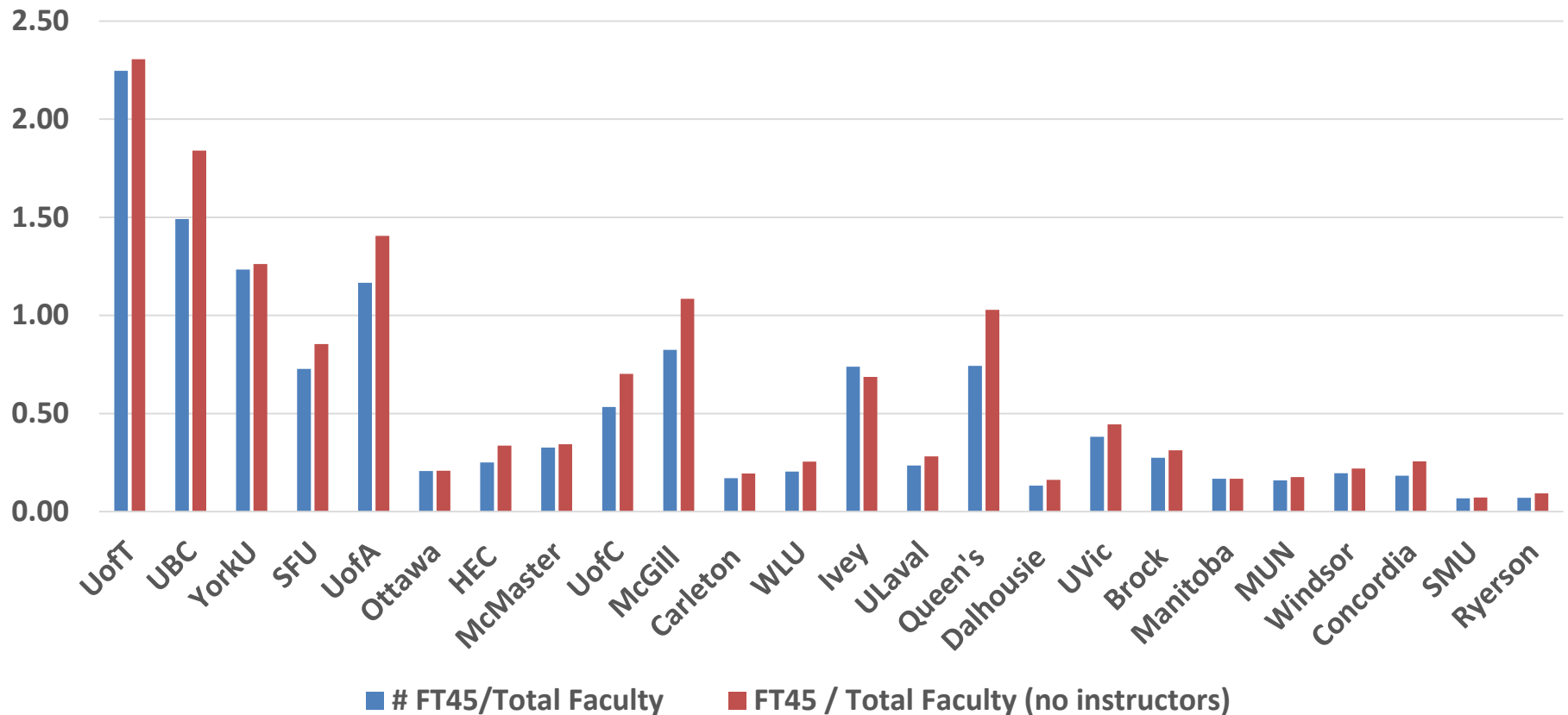


Number of PRJ articles published 2010 – 2014 divided by faculty size (minus instructors)

1	Toronto, University of, Joseph L. Rotman School of Management	7.31
2	British Columbia, University of, Sauder School of Business	5.24
3	Simon Fraser University, Beedie School of Business	4.27
4	Alberta, University of, School of Business	3.93
5	Schulich School of Business, Toronto	3.82
6	HEC Montreal	3.58
7	Calgary, University of, Haskayne School of Business	3.30
8	McGill University, Desautels Faculty of Management	3.18
9	Queen's University, Smith School of Business	2.87
10	Ottawa, University of, Telfer School of Management	2.86
11	Wilfrid Laurier University, School of Business & Economics	2.79
12	McMaster University, DeGroote School of Business	2.78

13	Carleton University, Eric Sprott School of Business	2.62
14	Université Laval, Faculte des sciences de l'Admin	2.61
15	Dalhousie University, Faculty of Management	2.44
16	Victoria, University of, Peter B. Gustavson School of Business	2.10
17	Ivey Business School	2.04
18	Concordia University, John Molson School of Business	1.93
19	Brock University, Goodman School of Business	1.91
20	Memorial University of Newfoundland, Faculty of Business Admin	1.67
21	Windsor, University of, Odette School of Business	1.67
22	Manitoba, University of, I. H. Asper School of Business	1.67
23	Ryerson University, Ted Rogers School of Management	1.26
24	Saint Mary's University, Sobey School of Business	1.13

Results: Total number of FT45 articles indexed on WoS for each business school 2010-14 divided by size of faculty

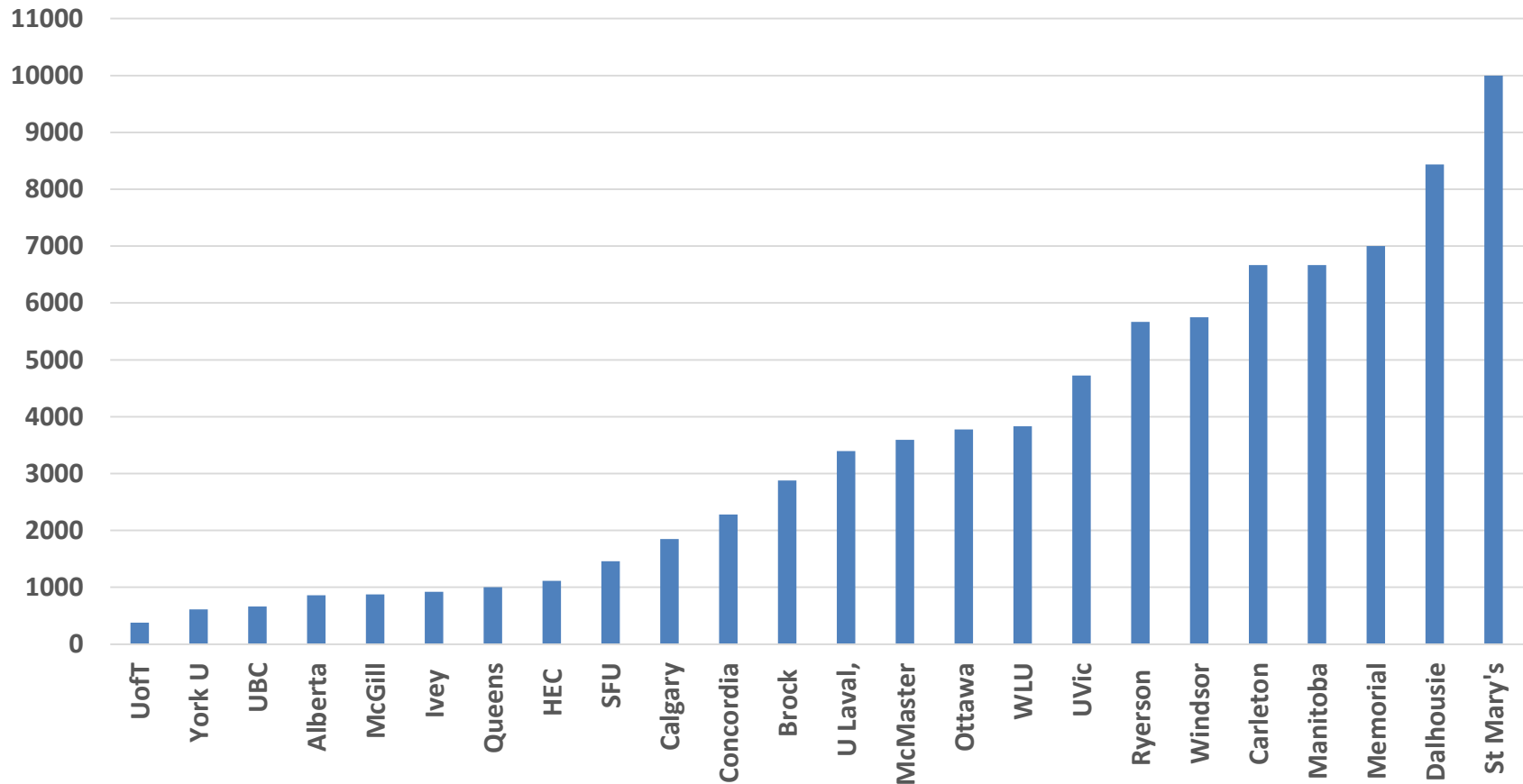


Number of FT45 articles published 2010 – 2014 divided by faculty size (minus instructors)

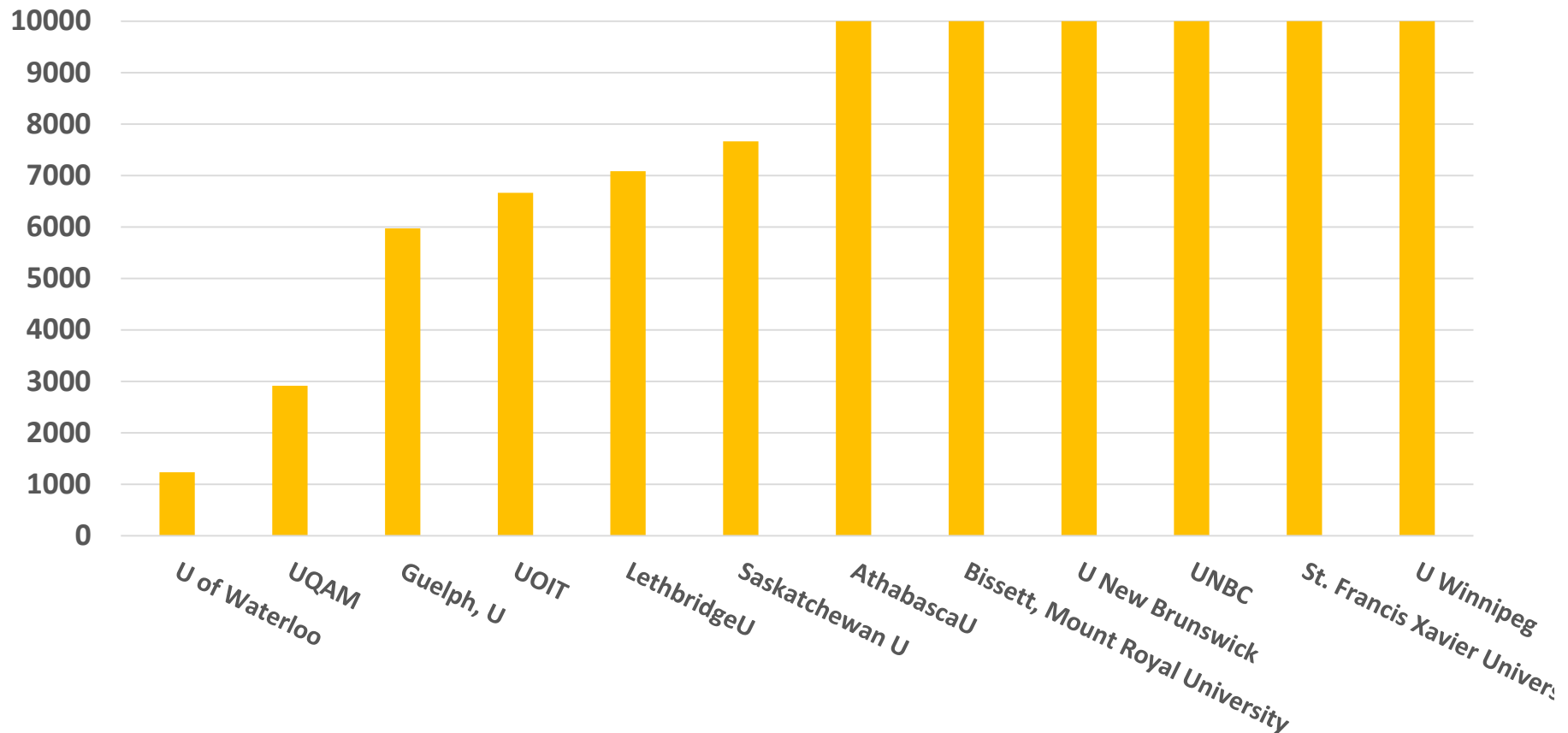
1	Toronto, University of, Joseph L. Rotman School of Management	2.31
2	British Columbia, University of, Sauder School of Business	1.84
3	Alberta, University of, School of Business	1.41
4	Schulich School of Business, Toronto	1.26
5	McGill University, Desautels Faculty of Management	1.08
6	Queen's University, Smith School of Business	1.03
7	Simon Fraser University, Beedie School of Business	0.85
8	Calgary, University of, Haskayne School of Business	0.70
9	Ivey Business School	0.69
10	Victoria, University of, Peter B. Gustavson School of Business	0.44
11	McMaster University, DeGroote School of Business	0.34
12	HEC Montreal	0.34

13	Brock University, Goodman School of Business	0.31
14	Université Laval, Faculte des sciences de l'Admin	0.28
15	Concordia University, John Molson School of Business	0.26
16	Wilfrid Laurier University, School of Business & Economics	0.25
17	Windsor, University of, Odette School of Business	0.22
18	Ottawa, University of, Telfer School of Management	0.21
19	Carleton University, Eric Sprott School of Business	0.19
20	Memorial University of Newfoundland, Faculty of Business Administration	0.18
21	Manitoba, University of, I. H. Asper School of Business	0.17
22	Dalhousie University, Faculty of Management	0.16
23	Ryerson University, Ted Rogers School of Management	0.09
24	Saint Mary's University, Sobey School of Business	0.07

Herfindahl-Hirschman Index (HHI): accredited business schools



Herfindahl-Hirschman Index (HHI): not-yet-accredited business schools with FT45 publications



- In 2001 Beamish suggested our contribution to knowledge is low and declining. This is increasingly on the rise....
 - FT publications: About 800 (1990-99); **911 (2005-9); 1294 (2010-14)**
 - 3 Schools had 50% in (1990-99); **4 (2005-9); 6 (2010-14)**
 - The other 50% by: 32 (1990-99); **23 (2005-9); 31 (2010-14)**
 - Number of schools: 35 (1990-99); **27 (2005-9); 37 (2010-14)**
 - In 2000 half of schools had one or no FT pub's; in 2010-14 this 14 (of 48, 29%)

Some Thoughts....

- In 2011-12 we concluded intensification of research in our schools fueled by accreditation (6% increase in people; 34% increase in FT pub's). The same is still true (16%--30% now) but not so much change in number of accredited schools.... (20 vs 24)..
- Distribution of intellectual contribution among faculty....
- Will do a repost for CFBSD including data on all 48 schools as well as accredited schools.....